

## Word of the Day: X-Ray

X-rays are beams that can pass through the body. When a veterinarian takes an x-ray, they are using these beams to take a picture of the inside of an animal's body. X-rays help veterinarians see an animal's bones, chest, and stomach. X-rays can help veterinarians figure out why an animal is sick or where they are hurt.

## Discussion Questions

- Have you ever had an x-ray? What was it like?
- Why do you think it is important for veterinarians to see the inside of an animal's body?

## X-Rays can help veterinarians detect...



### Bone Fractures

Bone fractures are breaks in a bone.



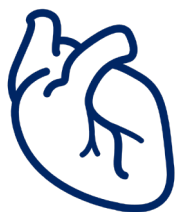
### Foreign Bodies

Foreign bodies are objects not meant to be inside the body.



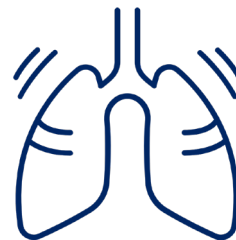
### Tumors

A tumor is swelling in an area of the body due to tissue growth.



### Heart Problems

X-rays can help veterinarians assess heart disease.



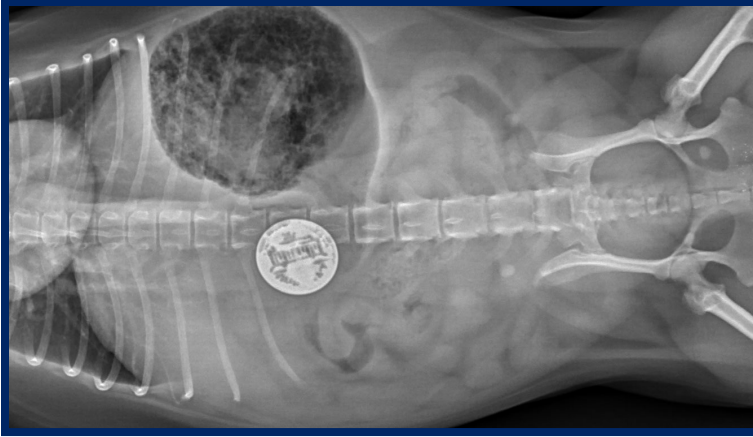
### Pneumonia

Pneumonia is the inflammation, or swelling, of lungs.

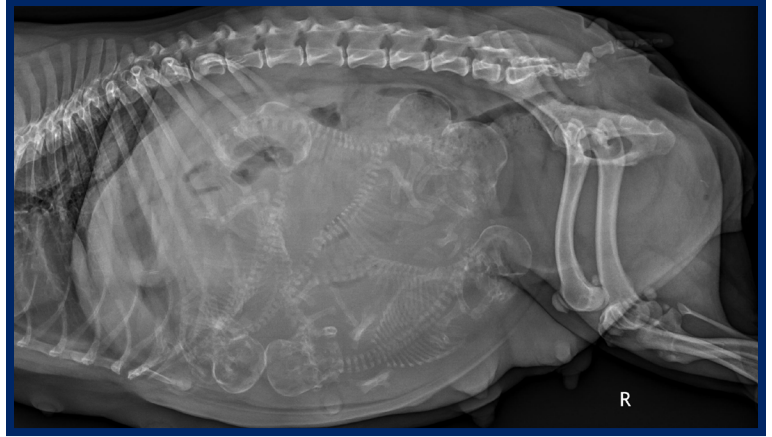
# Children's Resources: X-Rays

What's happening in these x-rays? *(answers on back)*

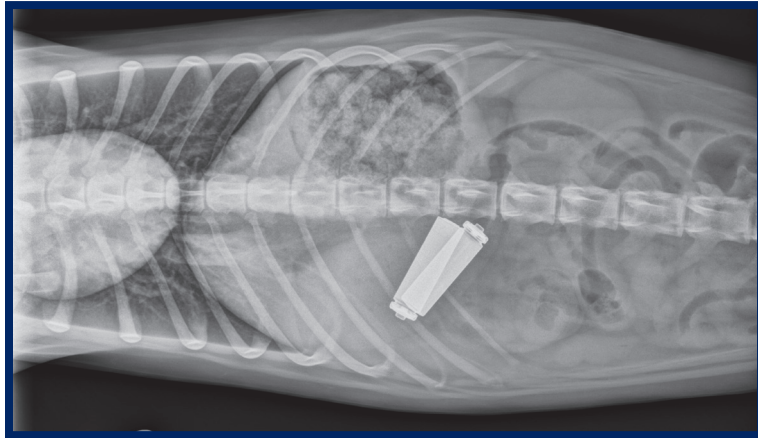
1



2



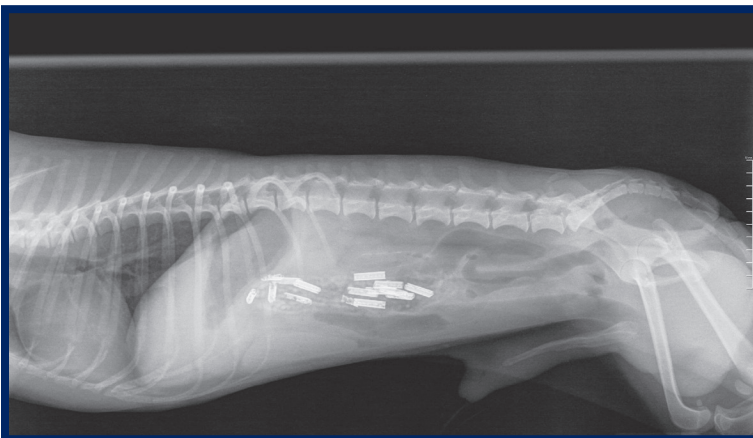
3



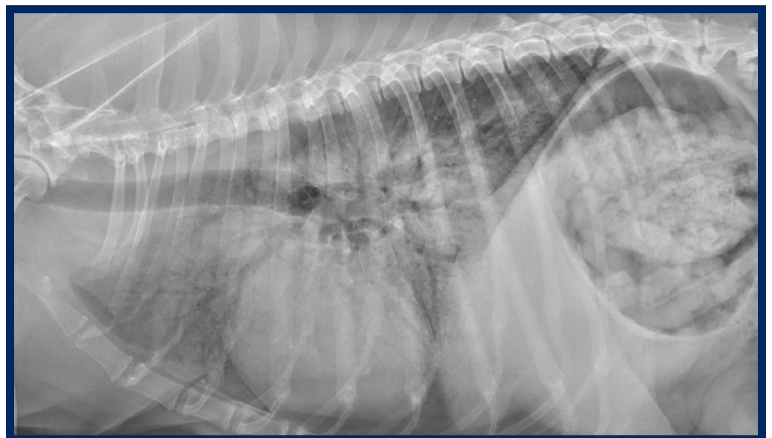
4



5



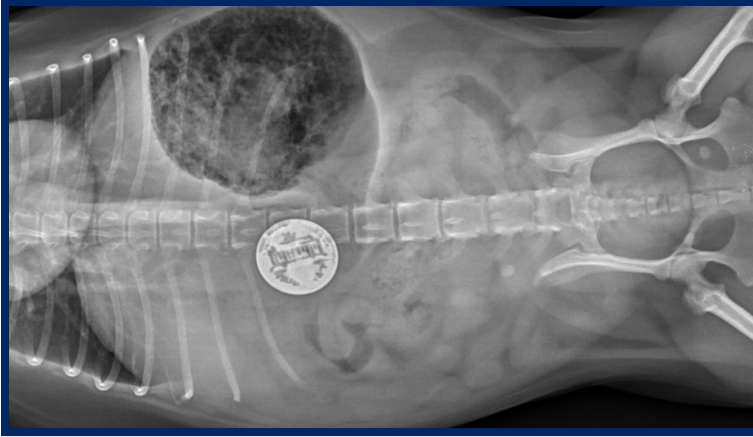
6



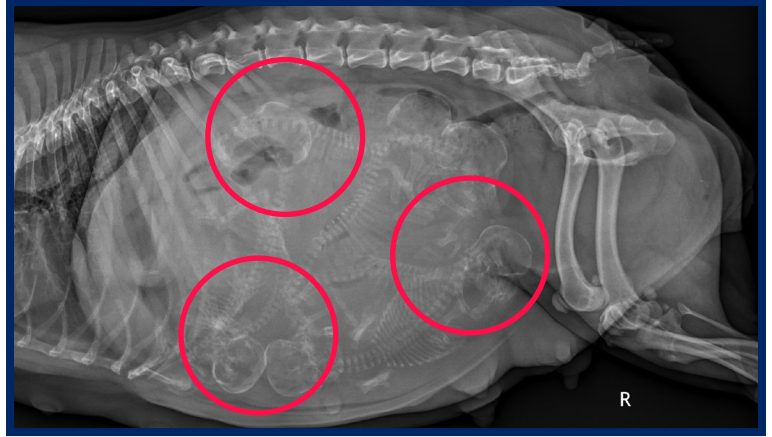
# Children's Resources: X-Rays

## Answers

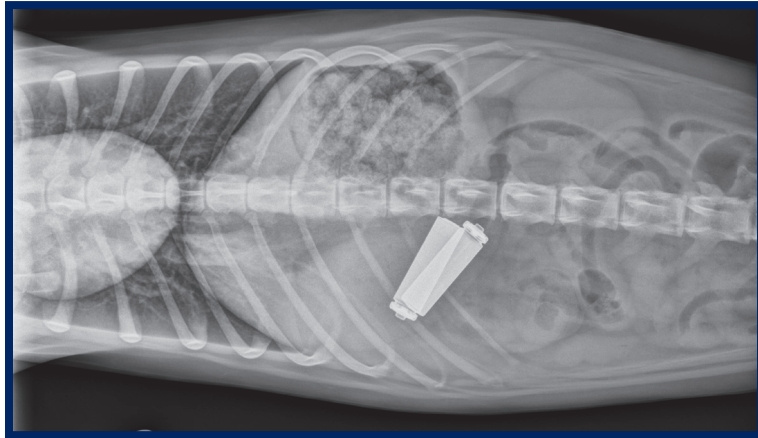
1 Swallowed coin



2 Pregnant with puppies



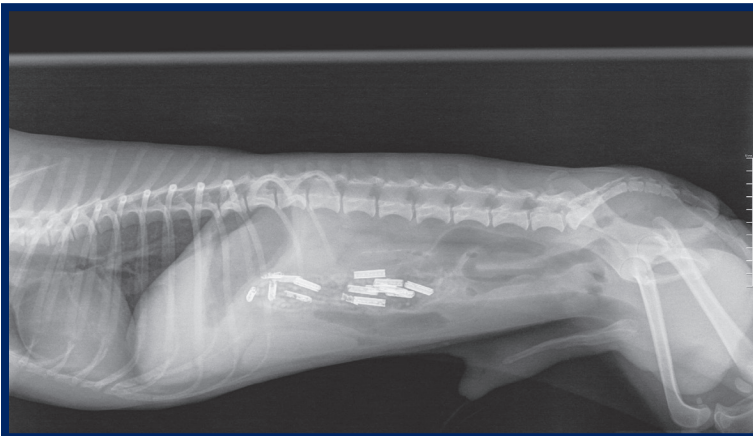
3 Swallowed batteries



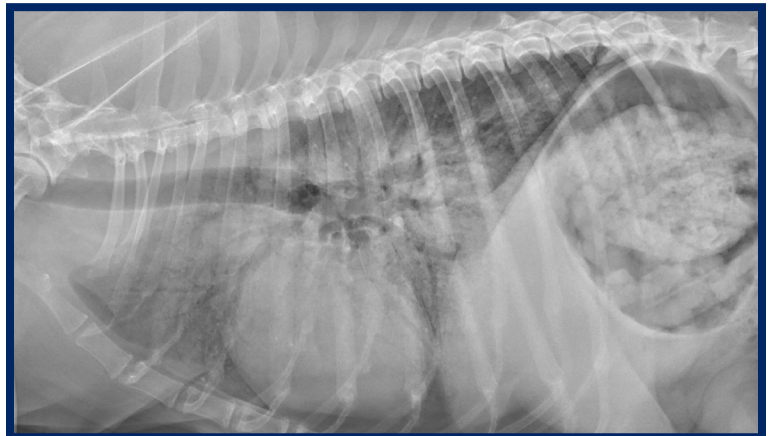
4 Swallowed rock



5 Swallowed hair ties



6 Has pneumonia



# Children's Resources: X-Rays

What animal is that? *(answers on back)*

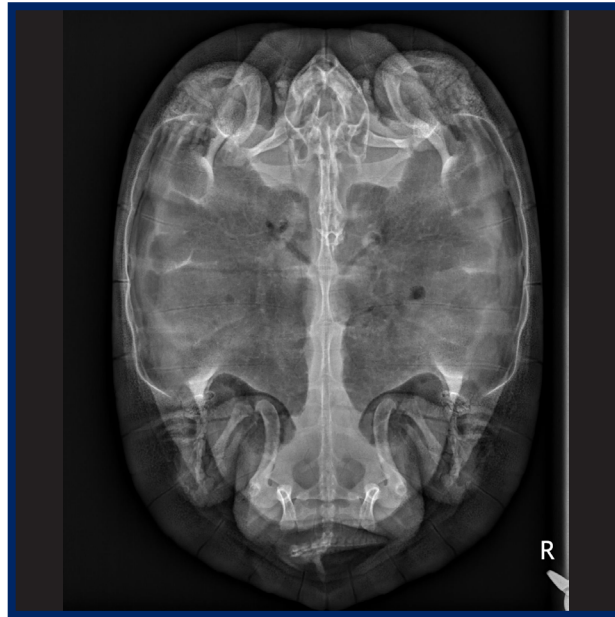
1



2



3



# Children's Resources: X-Rays

## Answers

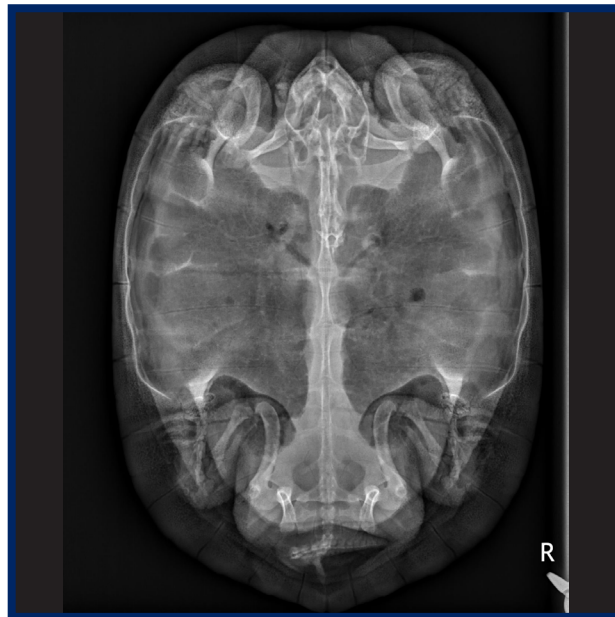
1 Duck



2 Guinea Pig



3 Turtle



## Activities



### PreK - 2<sup>nd</sup> Grade

#### Build a Skeleton

*Materials: black construction paper, glue, scissors, cotton swabs, crayons*

- Your child can make their very own x-ray of a skeleton with just a few household items!
- Use cotton swabs as pretend "bones" and arrange them into the shape of your desired animal. Cut and glue the cotton swabs onto black construction paper to give it an x-ray image effect! You can also use a white crayon to help fill out any details.



### All Ages

#### X-Ray Challenge

*Materials: x-ray sheets on Pages 2 and 4*

- Challenge your friends and family to guess what's going on in the x-rays on Pages 2 and 4!

#### References:

[Digital Radiology \(X-Rays\)](#). Long Branch Animal Hospital

[Fractured Limbs](#). American College of Veterinary Surgeons

[Glossary of Veterinary Oncology Terms](#). OncoLink (2020)

Hohenhaus, Ann. [Common Causes of Pneumonia in Pets](#). Animal Medical Center (2020)

[Radiography \(X-Ray\)](#). UC Davis School of Veterinary Medicine

Ward, Ernest. [Radiographs for Dogs](#). VCA Hospitals